
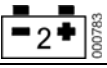



ADDRESSEES	: Van Hool vehicle owners and operators
VEHICLE TYPE	: All vehicles
CONFIGURATION GROUP	: 14.2 Electric power supply - Alternator
BULLETIN TYPE	: Service Information
DATE	: June 26th, 2015
SUBJECT	: What to do in case of an alternator failure?
CONDITIONS	: This service bulletin does not allow any reimbursement.

INTRODUCTION

Due to an increase of electrical loads in today's vehicles, it is more important than ever for drivers to respond in the proper way should any of the battery symbols shown below, appear while the vehicle is in operation. This will help prevent possible damage to other components of the vehicle electrical system. Please review the following information:

ALTERNATOR FAILURE MESSAGES

Symbol	Message	Action required
 005673	Alternator No.1 does not supply power	Switch off as many unimportant power consumers as possible and drive to the nearest repair shop.
 000783	Alternator No.2 does not supply power	Switch off as many unimportant power consumers as possible and drive to the nearest repair shop.
 001345 *	Alternator No.3 does not supply power	Switch off as many unimportant power consumers as possible and drive to the nearest repair shop.

* Indicates optional equipment

WHICH POWER CONSUMERS CAN BE SWITCHED OFF?

- 120Vac electrical system*
- HVAC
- Kitchenette electrical system*
- Refrigerator*
- Electric devices added after delivery to the vehicle*
- Interior lighting (If it doesn't influence safety!)

* Indicates optional equipment



WARNING!

Do not switch off electrical systems related to safety, such as exterior lighting at night.

Continued on next page.

ADDITIONAL ADVICE

Please contact your maintenance department for additional instructions, or ABC Customer Care & Parts Source toll-free for additional instructions at 1-877-427-7278.

INFORMATION HANDLING:

Important supplements and modifications of technical information not yet included in the manual are communicated by means of Service Bulletins.

VAN HOOL CUSTOMER PORTAL:

Consult the Van Hool customer portal for the latest service documentation. Beside the maintenance manual, you will also find the operating manual and the spare parts catalogue of your vehicle on the customer portal. The customer portal is accessible through www.vanhool.be/service, and only with a code (password) from Van Hool. If you do not have a password yet, request it by using the above link.